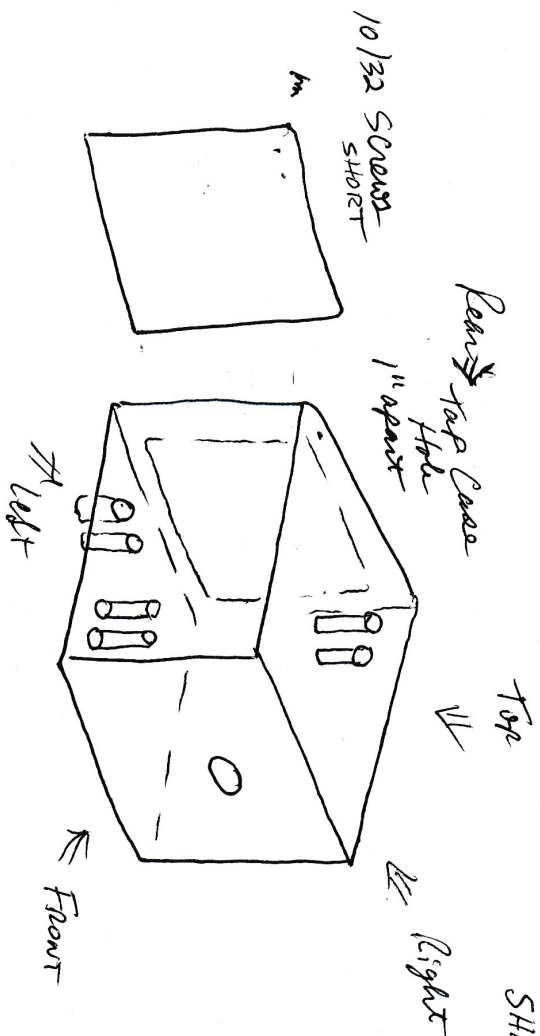


# SHIELD CASE FOR PROJECTOR



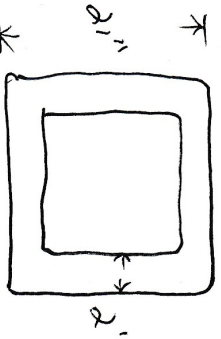
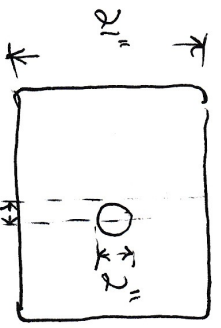
V<sub>2</sub>

1/8/26

- 1/8" steel
- Removable Rear Access Panel screw on.
- Bend if possible, save welds.
- SIDES FLUSH
- weld on outside corners
- NO INSIDE WELD
- uniformity

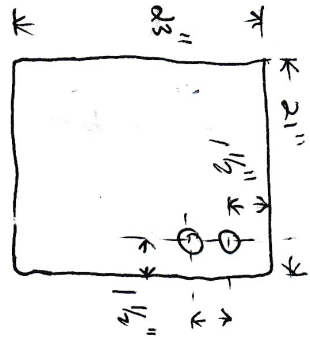
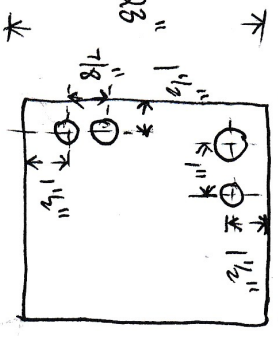


21"    21"    23"    23"    21"



3/4 NTP COVER  
OUTSIDE CASE

1/2 NTP COVER  
OUTSIDE CASE



VENT 3/8" Structural pipe

VENT 3/8" Structural pipe

INSIDE CASE 4" length

VENT 3/8" Structural pipe

SCH 30 INSIDE CASE 1 1/2" ID

5/4 O.D. 4" length